

Network Readiness Index 2025

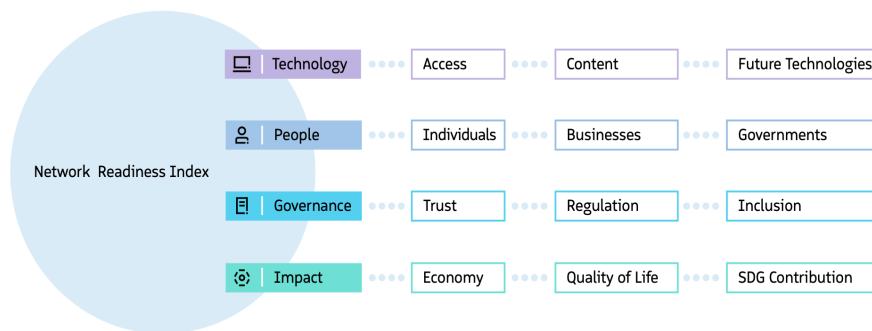
With support from:



Burkina Faso

The Network Readiness Index (NRI) is one of the leading global indices on the application and impact of information and communication technology (ICT) in economies around the world. In its latest version of 2025 the NRI Report maps the network-based readiness landscape of 127 economies based on their performances in four different pillars: Technology, People, Governance, and Impact. Each of these pillars is itself comprised of three sub-pillars (see Figure 1) that have been populated by a total of 53 variables.

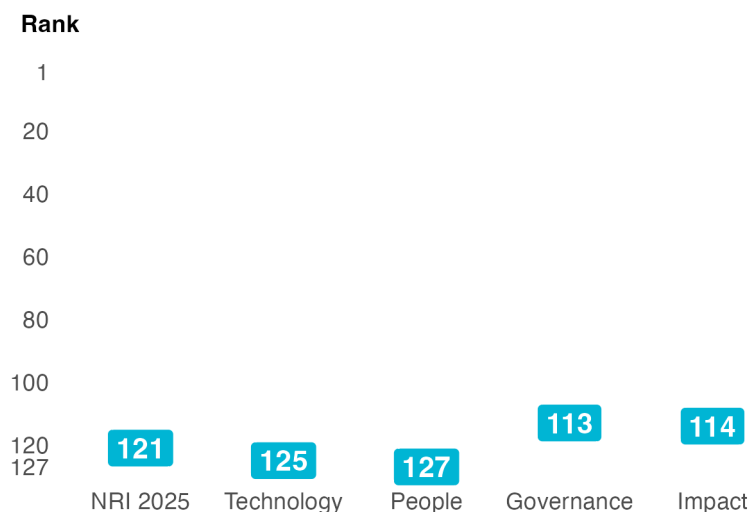
Figure 1: The NRI 2025 model



Global NRI position of Burkina Faso

Burkina Faso ranks 121 out of the 127 economies included in the NRI 2025 (Figure 2). Its main strength relates to Governance. The greatest scope for improvement, meanwhile, concerns People.

Figure 2: Burkina Faso global ranking, overall and by pillar



Performance at sub-pillar level

When it comes to sub-pillars, the strongest showings of Burkina Faso relate to Regulation, Economy and SDG Contribution, among others (Table 1). More could be done, though, to improve the economy's performances in the Future Technologies, Access and Individuals sub-pillars.

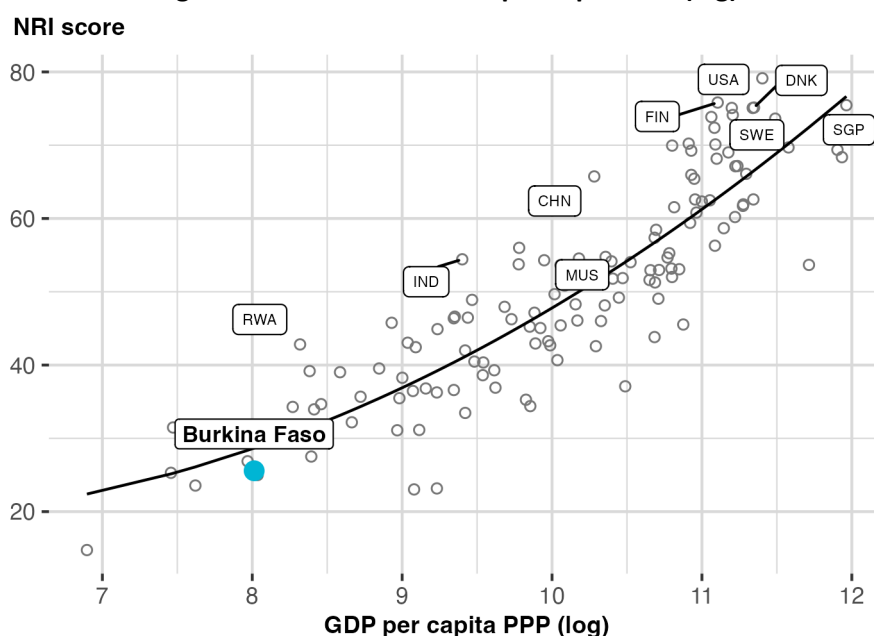
Table 1: Burkina Faso rankings by sub-pillar

Sub-pillar	Rank	Sub-pillar	Rank
Regulation	85	Inclusion	117
Economy	105	Governments	119
SDG Contribution	105	Businesses	120
Content	109	Future Technologies	124
Quality of Life	111	Access	126
Trust	112	Individuals	127

NRI score and income

Figure 3 shows the position of Burkina Faso in terms of both NRI score and GDP per capita (PPP). The trend line shows the expected NRI score given an economy's income level. As can be seen, Burkina Faso is well below the trend line, which suggests that it is underachieving and that one would expect it could raise its network readiness in view of its income level.

Figure 3: NRI score and GDP per capita PPP (log)



Note: USA = United States of America (rank: 1), FIN =Finland (rank: 2), SGP = Singapore (3), DNK =Denmark (4), SWE = Sweden (5), CHN =China (24), and IND = India (45).

Network Readiness Index 2025

With support from:



Performance against its income group and region

Low-income countries

Burkina Faso is ranked 6th in the group of low-income countries (Figure 4, left panel). In terms of pillar performance, it has a score higher than the income group average in two of the four pillars: Governance and Impact. At the sub-pillar level, it outperforms low-income countries in five of the twelve sub-pillars: Content, Trust, Regulation, Quality of Life and SDG Contribution.

Africa

Burkina Faso is ranked 21st within Africa (Figure 4, right panel). It lags behind its region in each of the four pillars. With regard to sub-pillars, it outperforms the average in Africa in three of the twelve sub-pillars: Content, Regulation and Quality of Life.

Figure 4: Performance of Burkina Faso against its income group and region, overall and by pillar



Table 2: Burkina Faso scores vs. averages of its income group and region, overall and by pillar

Dimension	Burkina Faso	Low-income countries	Africa
NRI	25.57	28.02	34.00
Technology	13.01	20.32	25.85
People	12.83	19.98	26.78
Governance	37.61	34.60	43.45
Impact	38.84	37.17	39.92

NRI 2025 At-A-Glance: Burkina Faso

Network Readiness Index

Rank: 121 (out of 127)

Score: 25.57

Pillar/sub-pillar	Rank	Score	Pillar/sub-pillar	Rank	Score
A. Technology pillar	125	13.01	C. Governance pillar	113	37.61
1st sub-pillar: Access	126	14.12	1st sub-pillar: Trust	112	31.10
2nd sub-pillar: Content	109	11.91	2nd sub-pillar: Regulation	85	53.12
3rd sub-pillar: Future Technologies	124	13.01	3rd sub-pillar: Inclusion	117	28.60
B. People pillar	127	12.83	D. Impact pillar	114	38.84
1st sub-pillar: Individuals	127	5.96	1st sub-pillar: Economy	105	22.86
2nd sub-pillar: Businesses	120	16.27	2nd sub-pillar: Quality of Life	111	43.48
3rd sub-pillar: Governments	119	16.26	3rd sub-pillar: SDG Contribution	105	50.18

The Network Readiness Index in detail

Indicator	Rank	Score	Indicator	Rank	Score
A. Technology pillar	125	13.01	C. Governance pillar	113	37.61
1st sub-pillar: Access	126	14.12	1st sub-pillar: Trust	112	31.10
1.1.1 Mobile tariffs	122	16.77	3.1.1 Secure Internet servers	121	23.81
1.1.2 Handset prices	125	10.94	3.1.2 Cybersecurity	91	64.43
1.1.3 FTTH/building Internet subscriptions	122	0.22	3.1.3 Online access to financial account	n/a	n/a
1.1.4 Population covered by at least a 3G mobile network	121	0.00	3.1.4 Internet shopping	111	5.08
1.1.5 International Internet bandwidth	120	56.37	2nd sub-pillar: Regulation	85	53.12
1.1.6 Internet access in schools	86	0.42	3.2.1 Regulatory quality	95	30.08
2nd sub-pillar: Content	109	11.91	3.2.2 ICT regulatory environment	72	70.00
1.2.1 GitHub commits	124	0.03	3.2.3 Regulation of emerging technologies	n/a	n/a
1.2.2 Internet domain registrations	126	0.07	3.2.4 E-commerce legislation	107	50.00
1.2.3 Mobile apps development	108	42.06	3.2.5 Privacy protection by law content	64	62.42
1.2.4 AI scientific publications	64	5.47	3rd sub-pillar: Inclusion	117	28.60
3rd sub-pillar: Future Technologies	124	13.01	3.3.1 E-Participation	117	17.39
1.3.1 Adoption of emerging technologies	n/a	n/a	3.3.2 Socioeconomic gap in use of digital payments	100	46.52
1.3.2 Investment in emerging technologies	107	24.00	3.3.3 Gender gap in Internet use	104	0.00
1.3.3 Robot density	n/a	n/a	3.3.4 Rural gap in use of digital payments	51	50.47
1.3.4 Computer software spending	113	2.01	D. Impact pillar	114	38.84
B. People pillar	127	12.83	1st sub-pillar: Economy	105	22.86
1st sub-pillar: Individuals	127	5.96	4.1.1 ICT patent applications	n/a	n/a
2.1.1 Mobile broadband internet traffic within the country	122	0.30	4.1.2 Domestic market scale	101	39.49
2.1.2 ICT skills in the education system	n/a	n/a	4.1.3 Technology-Enabled Work Flexibility	n/a	n/a
2.1.3 Use of virtual social networks	117	7.67	4.1.4 ICT services exports	89	6.23
2.1.4 Adult literacy rate	95	9.91	2nd sub-pillar: Quality of Life	111	43.48
2.1.5 AI talent concentration	n/a	n/a	4.2.1 Happiness	107	25.09
2nd sub-pillar: Businesses	120	16.27	4.2.2 Freedom to make life choices	99	55.60

Network Readiness Index 2025

With support from:



Indicator	Rank	Score	
2.2.1 Firms with website	107	15.91	○
2.2.2 Number of venture capital deals invested in AI	n/a	n/a	
2.2.3 Annual investment in telecommunication services	103	32.38	
2.2.4 Public cloud computing market scale	107	0.50	
3rd sub-pillar: Governments	119	16.26	
2.3.1 Government online services	120	20.31	
2.3.2 Data Capabilities	68	24.60	●
2.3.3 Government promotion of emerging technologies	n/a	n/a	
2.3.4 Gross expenditure on R&D	79	3.88	●

NOTE: ● indicates a strength and ○ indicates a weakness.

Indicator	Rank	Score	
4.2.3 Income inequality	70	65.31	●
4.2.4 Healthy life expectancy at birth	116	34.22	
3rd sub-pillar: SDG Contribution	105	50.18	
4.3.1 SDG 3: Good Health and Well-Being	120	11.11	
4.3.2 SDG 4: Quality Education	n/a	n/a	
4.3.3 SDG 5: Women's economic opportunity	72	74.55	●
4.3.4 SDG 7: Affordable and Clean Energy	102	57.48	
4.3.5 SDG 11: Sustainable Cities and Communities	115	25.90	

Sources

- Escalona Reynoso, R., & Lanvin, B. (eds.) (2025). *The Network Readiness Index 2025: AI Governance in a Global Context: Policy and Regulatory Approaches*. Washington DC, USA.
- Dutta, S., & Lanvin, B. (eds.) (2024). *The Network Readiness Index 2024*. Oxford, UK; Washington DC, USA.
- Dutta, S., & Lanvin, B. (eds.) (2023). *The Network Readiness Index 2023: Trust in Network Society: A Crisis of the Digital Age*. Oxford, UK; Washington DC, USA.
- Dutta, S., & Lanvin, B. (eds.) (2022). *The Network Readiness Index 2022: Benchmarking the Future of the Network Economy*. Washington DC: Portulans Institute.
- Berry, B. (2019). *berryFunctions: Function Collection Related to Plotting and Hydrology*. R package version 1.18.2. URL: <https://CRAN.R-project.org/package=berryFunctions>
- Dutta, S., & Lanvin, B. (eds.) (2019). *The Network Readiness Index 2019: Towards a Future-Ready Society*. Washington DC: Portulans Institute.
- Dutta, S., & Lanvin, B. (eds.) (2020). *The Network Readiness Index 2020: Fostering Digital Transformation in a post-COVID Global Economy*. Washington DC: Portulans Institute.
- Dutta, S., & Lanvin, B. (eds.) (2021). *The Network Readiness Index 2021: Shaping the Global Recovery. How digital technologies can make the post-COVID world more equal*. Washington DC: Portulans Institute.
- Gohel, D. (2019). *officer: Manipulation of Microsoft Word and PowerPoint Documents*. R package version 0.3.6. URL: <https://CRAN.R-project.org/package=officer>
- Gohel, D. (2019). *flextable: Functions for Tabular Reporting*. R package version 0.5.6. URL: <https://CRAN.R-project.org/package=flextable>
- Milton Bache, S. & Wickham, H. (2014). *magrittr: A Forward-Pipe Operator for R*. R package version 1.5. URL: <https://CRAN.R-project.org/package=magrittr>
- Nakazawa, M. (2019). *fmsb: Functions for Medical Statistics Book with some Demographic Data*. R package version 0.7.0. URL: <https://CRAN.R-project.org/package=fmsb>
- R Core Team (2018). *R: A language and environment for statistical computing*. R Foundation for Statistical Computing, Vienna, Austria. URL: <https://www.R-project.org/>.
- Slowikowski, K. (2019). *ggrepel: Automatically Position Non-Overlapping Text Labels with 'ggplot2'*. R package version 0.8.1. URL: <https://CRAN.R-project.org/package=ggrepel>
- Wickham, H. (2007). Reshaping Data with the reshape Package. *Journal of Statistical Software*, 21(12), 1–20. URL: <http://www.jstatsoft.org/v21/i12/>.
- Wickham, H. (2016). *ggplot2: Elegant Graphics for Data Analysis*. Springer-Verlag. New York.
- Wickham et al. (2019). Welcome to the tidyverse. *Journal of Open Source Software*, 4(43), 1686. URL: <https://doi.org/10.21105/joss.01686>