

Network Readiness Index 2025

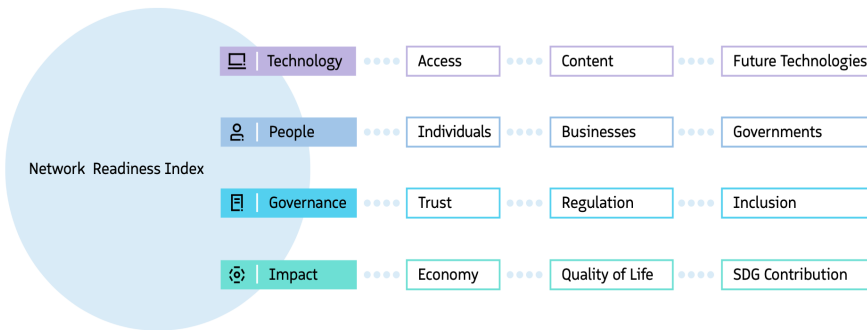
With support from:



El Salvador

The Network Readiness Index (NRI) is one of the leading global indices on the application and impact of information and communication technology (ICT) in economies around the world. In its latest version of 2025 the NRI Report maps the network-based readiness landscape of 127 economies based on their performances in four different pillars: Technology, People, Governance, and Impact. Each of these pillars is itself comprised of three sub-pillars (see Figure 1) that have been populated by a total of 53 variables.

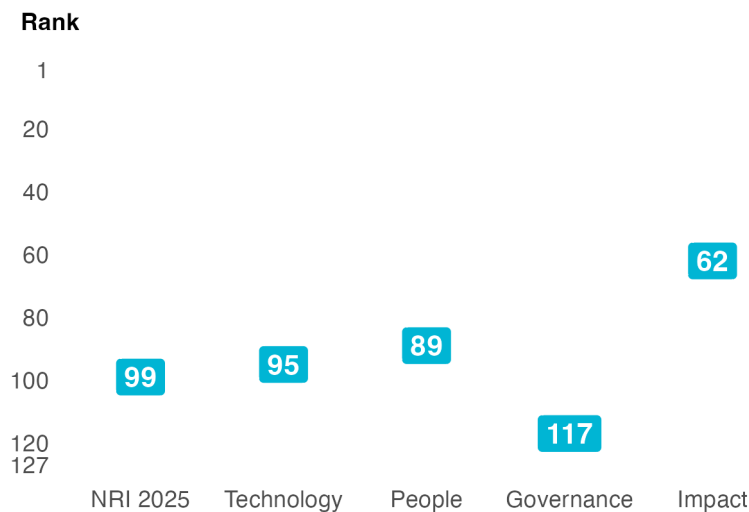
Figure 1: The NRI 2025 model



Global NRI position of El Salvador

El Salvador ranks 99 out of the 127 economies included in the NRI 2025 (Figure 2). Its main strength relates to Impact. The greatest scope for improvement, meanwhile, concerns Governance.

Figure 2: El Salvador global ranking, overall and by pillar



Performance at sub-pillar level

When it comes to sub-pillars, the strongest showings of El Salvador relate to Quality of Life, Businesses and SDG Contribution, among others (Table 1). More could be done, though, to improve the economy's performances in the Governments, Inclusion and Trust sub-pillars.

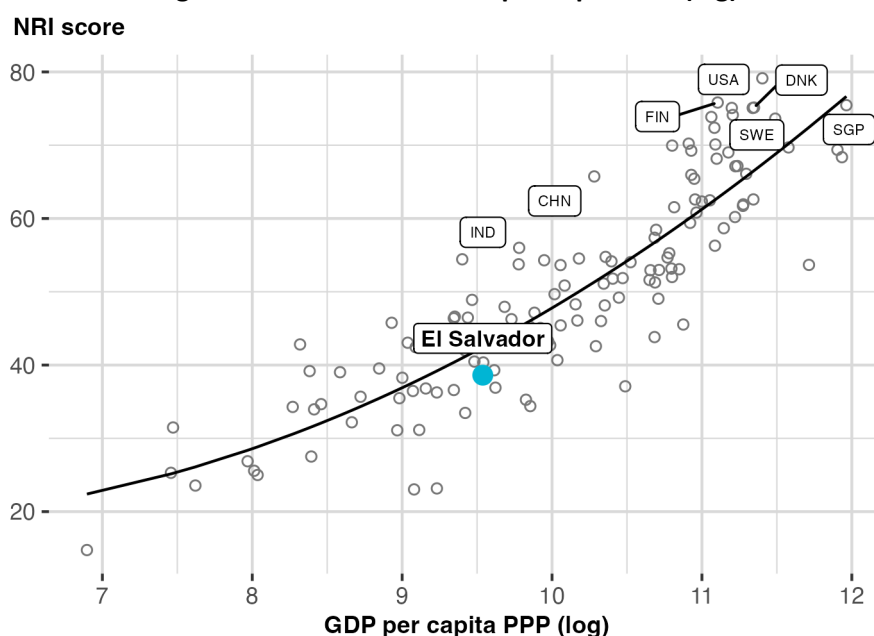
Table 1: El Salvador rankings by sub-pillar

Sub-pillar	Rank	Sub-pillar	Rank
Quality of Life	34	Regulation	103
Businesses	46	Economy	104
SDG Contribution	68	Future Technologies	108
Access	81	Governments	110
Individuals	88	Inclusion	114
Content	101	Trust	120

NRI score and income

Figure 3 shows the position of El Salvador in terms of both NRI score and GDP per capita (PPP). The trend line shows the expected NRI score given an economy's income level. As can be seen, El Salvador is well below the trend line, which suggests that it is underachieving and that one would expect it could raise its network readiness in view of its income level.

Figure 3: NRI score and GDP per capita PPP (log)



Note: USA = United States of America (rank: 1), FIN =Finland (rank: 2), SGP = Singapore (3), DNK =Denmark (4), SWE = Sweden (5), CHN =China (24), and IND = India (45).

Network Readiness Index 2025

With support from:



Performance against its income group and region

Upper-middle-income countries

El Salvador is ranked 31st in the group of upper-middle-income countries (Figure 4, left panel). In terms of pillar performance, it has a score higher than the income group average in one of the four pillars: Impact. At the sub-pillar level, it outperforms upper-middle-income countries in three of the twelve sub-pillars: Businesses, Quality of Life and SDG Contribution.

The Americas

El Salvador is ranked 16th within The Americas (Figure 4, right panel). It lags behind its region in each of the four pillars. With regard to sub-pillars, it outperforms the average in The Americas in three of the twelve sub-pillars: Access, Businesses and Quality of Life.

Figure 4: Performance of El Salvador against its income group and region, overall and by pillar

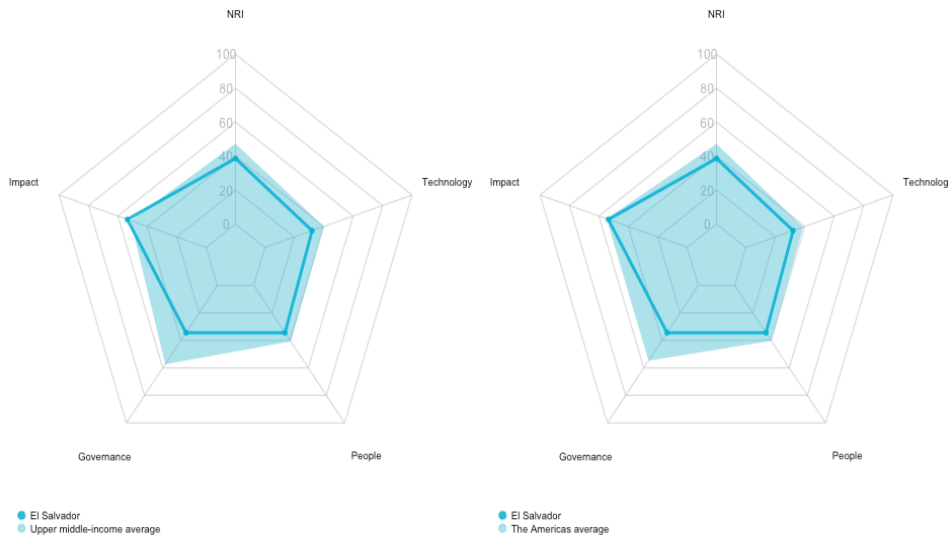


Table 2: El Salvador scores vs. averages of its income group and region, overall and by pillar

Dimension	El Salvador	Upper-middle-income countries	The Americas
NRI	38.62	47.32	47.15
Technology	32.09	39.95	38.91
People	34.43	40.75	40.23
Governance	34.42	57.29	54.75
Impact	53.53	51.31	54.70

NRI 2025 At-A-Glance: El Salvador

Network Readiness Index

Rank: 99 (out of 127)

Score: 38.62

Pillar/sub-pillar	Rank	Score	Pillar/sub-pillar	Rank	Score
A. Technology pillar	95	32.09	C. Governance pillar	117	34.42
1st sub-pillar: Access	81	61.64	1st sub-pillar: Trust	120	22.45
2nd sub-pillar: Content	101	14.34	2nd sub-pillar: Regulation	103	49.07
3rd sub-pillar: Future Technologies	108	20.29	3rd sub-pillar: Inclusion	114	31.73
B. People pillar	89	34.43	D. Impact pillar	62	53.53
1st sub-pillar: Individuals	88	45.33	1st sub-pillar: Economy	104	23.20
2nd sub-pillar: Businesses	46	35.59	2nd sub-pillar: Quality of Life	34	74.88
3rd sub-pillar: Governments	110	22.38	3rd sub-pillar: SDG Contribution	68	62.50

The Network Readiness Index in detail

Indicator	Rank	Score	Indicator	Rank	Score
A. Technology pillar	95	32.09	C. Governance pillar	117	34.42
1st sub-pillar: Access	81	61.64	1st sub-pillar: Trust	120	22.45
1.1.1 Mobile tariffs	99	49.01	3.1.1 Secure Internet servers	98	41.90
1.1.2 Handset prices	65	64.06	3.1.2 Cybersecurity	116	24.66
1.1.3 FTTH/building Internet subscriptions	114	8.25	3.1.3 Online access to financial account	50	13.42
1.1.4 Population covered by at least a 3G mobile network	91	84.21	3.1.4 Internet shopping	92	9.80
1.1.5 International Internet bandwidth	71	69.95	2nd sub-pillar: Regulation	103	49.07
1.1.6 Internet access in schools	45	94.37	3.2.1 Regulatory quality	89	34.52
2nd sub-pillar: Content	101	14.34	3.2.2 ICT regulatory environment	107	42.81
1.2.1 GitHub commits	71	5.52	3.2.3 Regulation of emerging technologies	102	19.14
1.2.2 Internet domain registrations	88	1.53	3.2.4 E-commerce legislation	107	50.00
1.2.3 Mobile apps development	98	50.27	3.2.5 Privacy protection by law content	3	98.86
1.2.4 AI scientific publications	122	0.05	3rd sub-pillar: Inclusion	114	31.73
3rd sub-pillar: Future Technologies	108	20.29	3.3.1 E-Participation	102	34.79
1.3.1 Adoption of emerging technologies	94	38.94	3.3.2 Socioeconomic gap in use of digital payments	122	3.81
1.3.2 Investment in emerging technologies	118	19.00	3.3.3 Gender gap in Internet use	89	52.14
1.3.3 Robot density	n/a	n/a	3.3.4 Rural gap in use of digital payments	63	36.20
1.3.4 Computer software spending	109	2.94	D. Impact pillar	62	53.53
B. People pillar	89	34.43	1st sub-pillar: Economy	104	23.20
1st sub-pillar: Individuals	88	45.33	4.1.1 ICT patent applications	81	0.00
2.1.1 Mobile broadband internet traffic within the country	116	1.53	4.1.2 Domestic market scale	95	41.58
2.1.2 ICT skills in the education system	94	31.76	4.1.3 Technology-Enabled Work Flexibility	79	28.64
2.1.3 Use of virtual social networks	72	63.42	4.1.4 ICT services exports	45	22.59
2.1.4 Adult literacy rate	60	84.62	2nd sub-pillar: Quality of Life	34	74.88
2.1.5 AI talent concentration	n/a	n/a	4.2.1 Happiness	34	72.21
2nd sub-pillar: Businesses	46	35.59	4.2.2 Freedom to make life choices	11	92.58

Network Readiness Index 2025

With support from:



Indicator	Rank	Score	
2.2.1 Firms with website	40	67.29	●
2.2.2 Number of venture capital deals invested in AI	n/a	n/a	
2.2.3 Annual investment in telecommunication services	79	37.63	
2.2.4 Public cloud computing market scale	85	1.83	
<hr/>			
3rd sub-pillar: Governments	110	22.38	
2.3.1 Government online services	101	40.93	
2.3.2 Data Capabilities	87	11.38	
2.3.3 Government promotion of emerging technologies	68	35.05	
2.3.4 Gross expenditure on R&D	91	2.17	

Indicator	Rank	Score	
4.2.3 Income inequality	81	59.18	
4.2.4 Healthy life expectancy at birth	80	60.53	
<hr/>			
3rd sub-pillar: SDG Contribution	68	62.50	
4.3.1 SDG 3: Good Health and Well-Being	46	95.56	●
4.3.2 SDG 4: Quality Education	76	9.54	
4.3.3 SDG 5: Women's economic opportunity	47	83.64	●
4.3.4 SDG 7: Affordable and Clean Energy	55	78.15	●
4.3.5 SDG 11: Sustainable Cities and Communities	68	61.77	

NOTE: ● indicates a strength and ○ indicates a weakness.

Sources

- Escalona Reynoso, R., & Lanvin, B. (eds.) (2025). *The Network Readiness Index 2025: AI Governance in a Global Context: Policy and Regulatory Approaches*. Washington DC, USA.
- Dutta, S., & Lanvin, B. (eds.) (2024). *The Network Readiness Index 2024*. Oxford, UK; Washington DC, USA.
- Dutta, S., & Lanvin, B. (eds.) (2023). *The Network Readiness Index 2023: Trust in Network Society: A Crisis of the Digital Age*. Oxford, UK; Washington DC, USA.
- Dutta, S., & Lanvin, B. (eds.) (2022). *The Network Readiness Index 2022: Benchmarking the Future of the Network Economy*. Washington DC: Portulans Institute.
- Berry, B. (2019). *berryFunctions: Function Collection Related to Plotting and Hydrology*. R package version 1.18.2. URL: <https://CRAN.R-project.org/package=berryFunctions>
- Dutta, S., & Lanvin, B. (eds.) (2019). *The Network Readiness Index 2019: Towards a Future-Ready Society*. Washington DC: Portulans Institute.
- Dutta, S., & Lanvin, B. (eds.) (2020). *The Network Readiness Index 2020: Fostering Digital Transformation in a post-COVID Global Economy*. Washington DC: Portulans Institute.
- Dutta, S., & Lanvin, B. (eds.) (2021). *The Network Readiness Index 2021: Shaping the Global Recovery. How digital technologies can make the post-COVID world more equal*. Washington DC: Portulans Institute.
- Gohel, D. (2019). *officer: Manipulation of Microsoft Word and PowerPoint Documents*. R package version 0.3.6. URL: <https://CRAN.R-project.org/package=officer>
- Gohel, D. (2019). *flextable: Functions for Tabular Reporting*. R package version 0.5.6. URL: <https://CRAN.R-project.org/package=flextable>
- Milton Bache, S. & Wickham, H. (2014). *magrittr: A Forward-Pipe Operator for R*. R package version 1.5. URL: <https://CRAN.R-project.org/package=magrittr>
- Nakazawa, M. (2019). *fmsb: Functions for Medical Statistics Book with some Demographic Data*. R package version 0.7.0. URL: <https://CRAN.R-project.org/package=fmsb>
- R Core Team (2018). *R: A language and environment for statistical computing*. R Foundation for Statistical Computing, Vienna, Austria. URL: <https://www.R-project.org/>.
- Slowikowski, K. (2019). *ggrepel: Automatically Position Non-Overlapping Text Labels with 'ggplot2'*. R package version 0.8.1. URL: <https://CRAN.R-project.org/package=ggrepel>
- Wickham, H. (2007). Reshaping Data with the reshape Package. *Journal of Statistical Software*, 21(12), 1–20. URL: <http://www.jstatsoft.org/v21/i12/>.
- Wickham, H. (2016). *ggplot2: Elegant Graphics for Data Analysis*. Springer-Verlag. New York.
- Wickham et al. (2019). Welcome to the tidyverse. *Journal of Open Source Software*, 4(43), 1686. URL: <https://doi.org/10.21105/joss.01686>