

Network Readiness Index 2025

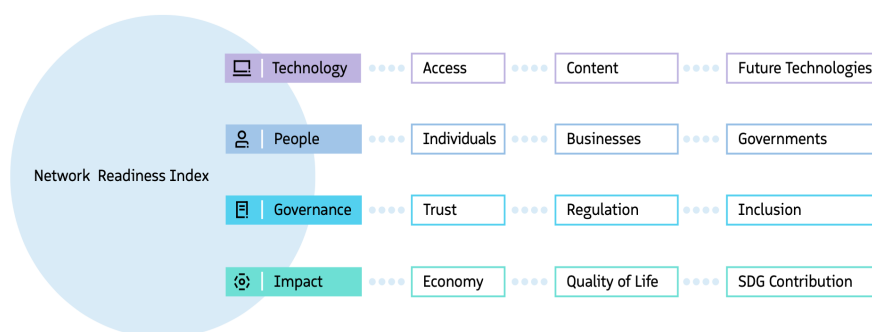
With support from:



Greece

The Network Readiness Index (NRI) is one of the leading global indices on the application and impact of information and communication technology (ICT) in economies around the world. In its latest version of 2025 the NRI Report maps the network-based readiness landscape of 127 economies based on their performances in four different pillars: Technology, People, Governance, and Impact. Each of these pillars is itself comprised of three sub-pillars (see Figure 1) that have been populated by a total of 53 variables.

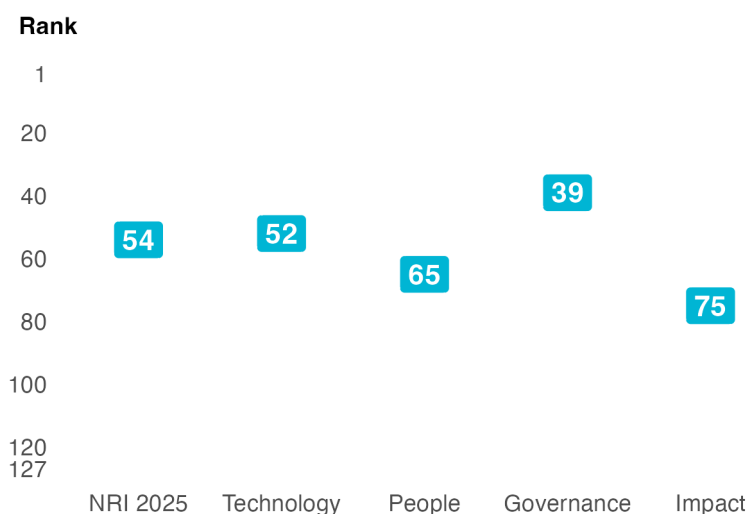
Figure 1: The NRI 2025 model



Global NRI position of Greece

Greece ranks 54 out of the 127 economies included in the NRI 2025 (Figure 2). Its main strength relates to Governance. The greatest scope for improvement, meanwhile, concerns Impact.

Figure 2: Greece global ranking, overall and by pillar



Performance at sub-pillar level

When it comes to sub-pillars, the strongest showings of Greece relate to Trust, SDG Contribution and Content, among others (Table 1). More could be done, though, to improve the economy's performances in the Economy, Individuals and Quality of Life sub-pillars.

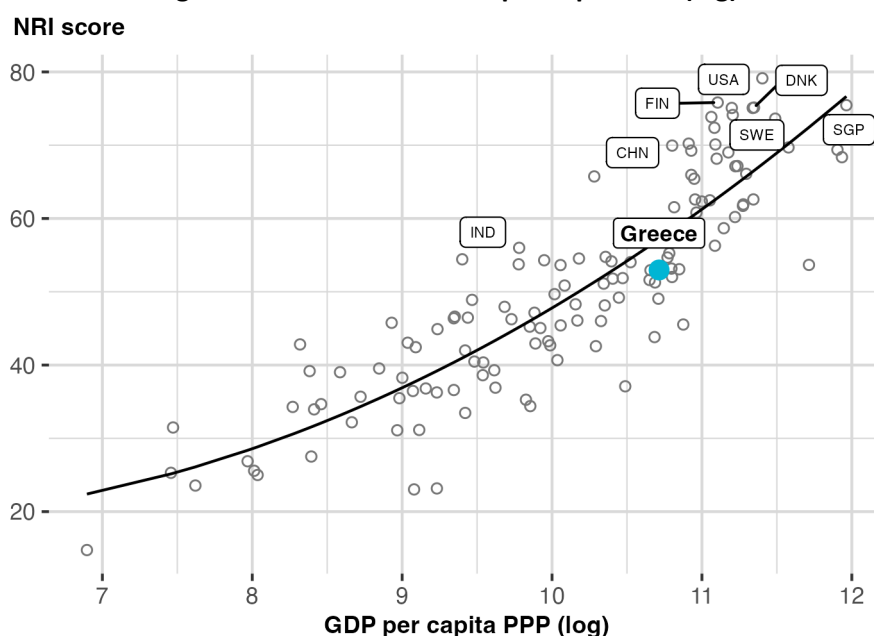
Table 1: Greece rankings by sub-pillar

Sub-pillar	Rank	Sub-pillar	Rank
Trust	29	Regulation	54
SDG Contribution	37	Businesses	61
Content	48	Future Technologies	69
Governments	48	Economy	82
Inclusion	51	Individuals	85
Access	53	Quality of Life	94

NRI score and income

Figure 3 shows the position of Greece in terms of both NRI score and GDP per capita (PPP). The trend line shows the expected NRI score given an economy's income level. As can be seen, Greece is well below the trend line, which suggests that it is underachieving and that one would expect it could raise its network readiness in view of its income level.

Figure 3: NRI score and GDP per capita PPP (log)



Note: USA = United States of America (rank: 1), FIN =Finland (rank: 2), SGP = Singapore (3), DNK =Denmark (4), SWE = Sweden (5), CHN =China (24), and IND = India (45).

Network Readiness Index 2025

With support from:



Performance against its income group and region

High-income countries

Greece is ranked 45th in the group of high-income countries (Figure 4, left panel). In terms of pillar performance, it has a score below the income group average in each of the four pillars. At the sub-pillar level, it outperforms high-income countries in two of the twelve sub-pillars: Trust and SDG Contribution.

Europe

Greece is ranked 33rd within Europe (Figure 4, right panel). It lags behind its region in each of the four pillars. With regard to sub-pillars, it outperforms the average in Europe in one of the twelve sub-pillars: Trust.

Figure 4: Performance of Greece against its income group and region, overall and by pillar



Table 2: Greece scores vs. averages of its income group and region, overall and by pillar

Dimension	Greece	High-income countries	Europe
NRI	52.98	62.71	61.14
Technology	46.10	55.47	53.04
People	41.16	52.36	50.07
Governance	72.52	77.18	76.41
Impact	52.12	65.84	65.05

NRI 2025 At-A-Glance: Greece

Network Readiness Index

Rank: 54 (out of 127)

Score: 52.98

Pillar/sub-pillar	Rank	Score	Pillar/sub-pillar	Rank	Score
A. Technology pillar	52	46.10	C. Governance pillar	39	72.52
1st sub-pillar: Access	53	72.95	1st sub-pillar: Trust	29	81.65
2nd sub-pillar: Content	48	31.74	2nd sub-pillar: Regulation	54	65.63
3rd sub-pillar: Future Technologies	69	33.61	3rd sub-pillar: Inclusion	51	70.29
B. People pillar	65	41.16	D. Impact pillar	75	52.12
1st sub-pillar: Individuals	85	46.08	1st sub-pillar: Economy	82	28.48
2nd sub-pillar: Businesses	61	31.31	2nd sub-pillar: Quality of Life	94	51.66
3rd sub-pillar: Governments	48	46.10	3rd sub-pillar: SDG Contribution	37	76.21

The Network Readiness Index in detail

Indicator	Rank	Score	Indicator	Rank	Score
A. Technology pillar	52	46.10	C. Governance pillar	39	72.52
1st sub-pillar: Access	53	72.95	1st sub-pillar: Trust	29	81.65
1.1.1 Mobile tariffs	47	75.86	3.1.1 Secure Internet servers	39	77.81
1.1.2 Handset prices	32	89.58	3.1.2 Cybersecurity	36	96.63
1.1.3 FTTH/building Internet subscriptions	88	22.78	3.1.3 Online access to financial account	n/a	n/a
1.1.4 Population covered by at least a 3G mobile network	29	99.47	3.1.4 Internet shopping	20	70.51
1.1.5 International Internet bandwidth	35	77.07	2nd sub-pillar: Regulation	54	65.63
1.1.6 Internet access in schools	n/a	n/a	3.2.1 Regulatory quality	45	56.72
2nd sub-pillar: Content	48	31.74	3.2.2 ICT regulatory environment	34	83.12
1.2.1 GitHub commits	39	24.65	3.2.3 Regulation of emerging technologies	66	43.21
1.2.2 Internet domain registrations	33	21.97	3.2.4 E-commerce legislation	72	75.00
1.2.3 Mobile apps development	79	60.35	3.2.5 Privacy protection by law content	50	70.10
1.2.4 AI scientific publications	35	19.98	3rd sub-pillar: Inclusion	51	70.29
3rd sub-pillar: Future Technologies	69	33.61	3.3.1 E-Participation	59	65.21
1.3.1 Adoption of emerging technologies	65	60.14	3.3.2 Socioeconomic gap in use of digital payments	40	84.62
1.3.2 Investment in emerging technologies	108	23.50	3.3.3 Gender gap in Internet use	75	61.04
1.3.3 Robot density	40	4.23	3.3.4 Rural gap in use of digital payments	n/a	n/a
1.3.4 Computer software spending	15	46.56	D. Impact pillar	75	52.12
B. People pillar	65	41.16	1st sub-pillar: Economy	82	28.48
1st sub-pillar: Individuals	85	46.08	4.1.1 ICT patent applications	40	3.83
2.1.1 Mobile broadband internet traffic within the country	54	18.78	4.1.2 Domestic market scale	53	57.68
2.1.2 ICT skills in the education system	60	53.59	4.1.3 Technology-Enabled Work Flexibility	59	42.62
2.1.3 Use of virtual social networks	40	77.50	4.1.4 ICT services exports	77	9.77
2.1.4 Adult literacy rate	n/a	n/a	2nd sub-pillar: Quality of Life	94	51.66
2.1.5 AI talent concentration	19	34.46	4.2.1 Happiness	78	56.21
2nd sub-pillar: Businesses	61	31.31	4.2.2 Freedom to make life choices	120	19.79

Network Readiness Index 2025

With support from:



Indicator	Rank	Score
2.2.1 Firms with website	58	57.51
2.2.2 Number of venture capital deals invested in AI	51	8.85
2.2.3 Annual investment in telecommunication services	55	44.21
2.2.4 Public cloud computing market scale	46	14.65
3rd sub-pillar: Governments	48	46.10
2.3.1 Government online services	45	77.69
2.3.2 Data Capabilities	40	43.61
2.3.3 Government promotion of emerging technologies	56	39.65
2.3.4 Gross expenditure on R&D	29	23.46

NOTE: ● indicates a strength and ○ indicates a weakness.

Indicator	Rank	Score
4.2.3 Income inequality	42	75.51
4.2.4 Healthy life expectancy at birth	29	82.44
3rd sub-pillar: SDG Contribution	37	76.21
4.3.1 SDG 3: Good Health and Well-Being	50	93.33
4.3.2 SDG 4: Quality Education	43	40.98
4.3.3 SDG 5: Women's economic opportunity	1	100.00
4.3.4 SDG 7: Affordable and Clean Energy	35	84.39
4.3.5 SDG 11: Sustainable Cities and Communities	58	65.61

Sources

- Escalona Reynoso, R., & Lanvin, B. (eds.) (2025). *The Network Readiness Index 2025: AI Governance in a Global Context: Policy and Regulatory Approaches*. Washington DC, USA.
- Dutta, S., & Lanvin, B. (eds.) (2024). *The Network Readiness Index 2024*. Oxford, UK; Washington DC, USA.
- Dutta, S., & Lanvin, B. (eds.) (2023). *The Network Readiness Index 2023: Trust in Network Society: A Crisis of the Digital Age*. Oxford, UK; Washington DC, USA.
- Dutta, S., & Lanvin, B. (eds.) (2022). *The Network Readiness Index 2022: Benchmarking the Future of the Network Economy*. Washington DC: Portulans Institute.
- Berry, B. (2019). *berryFunctions: Function Collection Related to Plotting and Hydrology*. R package version 1.18.2. URL: <https://CRAN.R-project.org/package=berryFunctions>
- Dutta, S., & Lanvin, B. (eds.) (2019). *The Network Readiness Index 2019: Towards a Future-Ready Society*. Washington DC: Portulans Institute.
- Dutta, S., & Lanvin, B. (eds.) (2020). *The Network Readiness Index 2020: Fostering Digital Transformation in a post-COVID Global Economy*. Washington DC: Portulans Institute.
- Dutta, S., & Lanvin, B. (eds.) (2021). *The Network Readiness Index 2021: Shaping the Global Recovery. How digital technologies can make the post-COVID world more equal*. Washington DC: Portulans Institute.
- Gohel, D. (2019). *officer: Manipulation of Microsoft Word and PowerPoint Documents*. R package version 0.3.6. URL: <https://CRAN.R-project.org/package=officer>
- Gohel, D. (2019). *flextable: Functions for Tabular Reporting*. R package version 0.5.6. URL: <https://CRAN.R-project.org/package=flextable>
- Milton Bache, S. & Wickham, H. (2014). *magrittr: A Forward-Pipe Operator for R*. R package version 1.5. URL: <https://CRAN.R-project.org/package=magrittr>
- Nakazawa, M. (2019). *fmsb: Functions for Medical Statistics Book with some Demographic Data*. R package version 0.7.0. URL: <https://CRAN.R-project.org/package=fmsb>
- R Core Team (2018). *R: A language and environment for statistical computing*. R Foundation for Statistical Computing, Vienna, Austria. URL: <https://www.R-project.org/>.
- Slowikowski, K. (2019). *ggrepel: Automatically Position Non-Overlapping Text Labels with 'ggplot2'*. R package version 0.8.1. URL: <https://CRAN.R-project.org/package=ggrepel>
- Wickham, H. (2007). Reshaping Data with the reshape Package. *Journal of Statistical Software*, 21(12), 1–20. URL: <http://www.jstatsoft.org/v21/i12/>.
- Wickham, H. (2016). *ggplot2: Elegant Graphics for Data Analysis*. Springer-Verlag. New York.
- Wickham et al. (2019). Welcome to the tidyverse. *Journal of Open Source Software*, 4(43), 1686. URL: <https://doi.org/10.21105/joss.01686>