

Network Readiness Index 2025

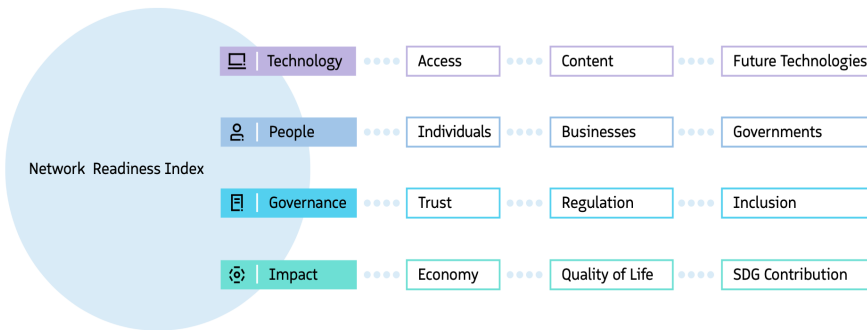
With support from:



Iceland

The Network Readiness Index (NRI) is one of the leading global indices on the application and impact of information and communication technology (ICT) in economies around the world. In its latest version of 2025 the NRI Report maps the network-based readiness landscape of 127 economies based on their performances in four different pillars: Technology, People, Governance, and Impact. Each of these pillars is itself comprised of three sub-pillars (see Figure 1) that have been populated by a total of 53 variables.

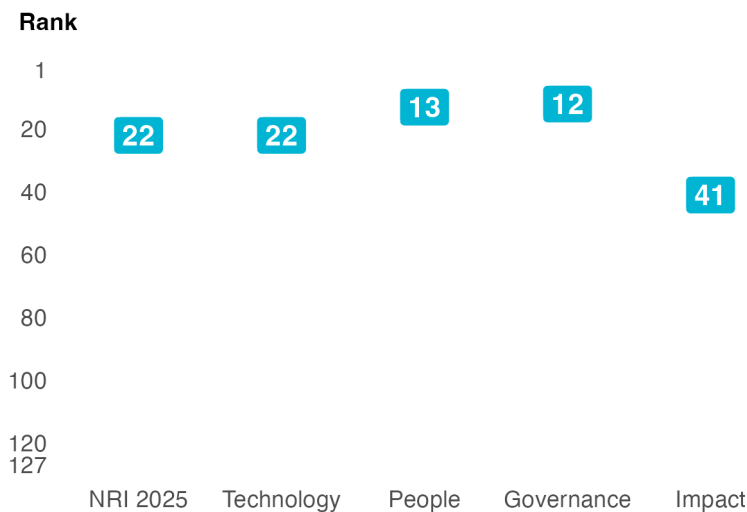
Figure 1: The NRI 2025 model



Global NRI position of Iceland

Iceland ranks 22 out of the 127 economies included in the NRI 2025 (Figure 2). Its main strength relates to Governance. The greatest scope for improvement, meanwhile, concerns Impact.

Figure 2: Iceland global ranking, overall and by pillar



Performance at sub-pillar level

When it comes to sub-pillars, the strongest showings of Iceland relate to Businesses, Quality of Life and Inclusion, among others (Table 1). More could be done, though, to improve the economy's performances in the SDG Contribution, Individuals and Economy sub-pillars.

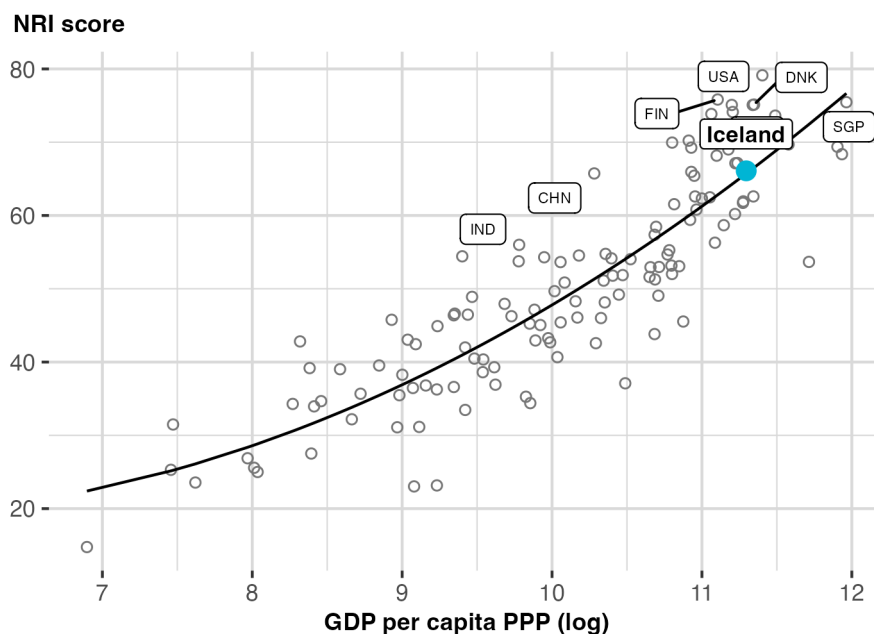
Table 1: Iceland rankings by sub-pillar

Sub-pillar	Rank	Sub-pillar	Rank
Businesses	2	Regulation	28
Quality of Life	2	Future Technologies	36
Inclusion	4	Access	52
Content	6	SDG Contribution	71
Trust	8	Individuals	92
Governments	23	Economy	99

NRI score and income

Figure 3 shows the position of Iceland in terms of both NRI score and GDP per capita (PPP). The trend line shows the expected NRI score given an economy's income level. As can be seen, Iceland is slightly above the trend line, which suggests that its network readiness is more or less in line with what would be expected given its income level.

Figure 3: NRI score and GDP per capita PPP (log)



Note: USA = United States of America (rank: 1), FIN =Finland (rank: 2), SGP = Singapore (3), DNK =Denmark (4), SWE = Sweden (5), CHN =China (24), and IND = India (45).

Network Readiness Index 2025

With support from:



Performance against its income group and region

High-income countries

Iceland is ranked 22nd in the group of high-income countries (Figure 4, left panel). In terms of pillar performance, it has a score higher than the income group average in three of the four pillars: Technology, People and Governance. At the sub-pillar level, it outperforms high-income countries in seven of the twelve sub-pillars: Content, Businesses, Governments, Trust, Regulation, Inclusion and Quality of Life.

Europe

Iceland is ranked 16th within Europe (Figure 4, right panel). It has a score above the regional average in three of the four pillars: Technology, People and Governance. With regard to sub-pillars, it outperforms the average in Europe in eight of the twelve sub-pillars: Content, Future Technologies, Businesses, Governments, Trust, Regulation, Inclusion and Quality of Life.

Figure 4: Performance of Iceland against its income group and region, overall and by pillar



Table 2: Iceland scores vs. averages of its income group and region, overall and by pillar

Dimension	Iceland	High-income countries	Europe
NRI	66.10	62.71	61.14
Technology	59.54	55.47	53.04
People	59.67	52.36	50.07
Governance	85.36	77.18	76.41
Impact	59.82	65.84	65.05

NRI 2025 At-A-Glance: Iceland

Network Readiness Index

Rank: 22 (out of 127)

Score: 66.10

Pillar/sub-pillar	Rank	Score	Pillar/sub-pillar	Rank	Score
A. Technology pillar	22	59.54	C. Governance pillar	12	85.36
1st sub-pillar: Access	52	73.00	1st sub-pillar: Trust	8	91.01
2nd sub-pillar: Content	6	60.25	2nd sub-pillar: Regulation	28	77.41
3rd sub-pillar: Future Technologies	36	45.37	3rd sub-pillar: Inclusion	4	87.65
B. People pillar	13	59.67	D. Impact pillar	41	59.82
1st sub-pillar: Individuals	92	44.32	1st sub-pillar: Economy	99	23.84
2nd sub-pillar: Businesses	2	74.61	2nd sub-pillar: Quality of Life	2	93.99
3rd sub-pillar: Governments	23	60.08	3rd sub-pillar: SDG Contribution	71	61.63

The Network Readiness Index in detail

Indicator	Rank	Score	Indicator	Rank	Score
A. Technology pillar	22	59.54	C. Governance pillar	12	85.36
1st sub-pillar: Access	52	73.00	1st sub-pillar: Trust	8	91.01
1.1.1 Mobile tariffs	30	83.49	3.1.1 Secure Internet servers	13	91.34
1.1.2 Handset prices	12	97.44	3.1.2 Cybersecurity	24	98.59
1.1.3 FTTH/building Internet subscriptions	111	9.11	3.1.3 Online access to financial account	n/a	n/a
1.1.4 Population covered by at least a 3G mobile network	57	97.37	3.1.4 Internet shopping	11	83.11
1.1.5 International Internet bandwidth	29	77.58	2nd sub-pillar: Regulation	28	77.41
1.1.6 Internet access in schools	n/a	n/a	3.2.1 Regulatory quality	22	74.37
2nd sub-pillar: Content	6	60.25	3.2.2 ICT regulatory environment	32	85.00
1.2.1 GitHub commits	7	80.41	3.2.3 Regulation of emerging technologies	23	73.90
1.2.2 Internet domain registrations	1	100.00	3.2.4 E-commerce legislation	72	75.00
1.2.3 Mobile apps development	77	60.44	3.2.5 Privacy protection by law content	29	78.78
1.2.4 AI scientific publications	116	0.16	3rd sub-pillar: Inclusion	4	87.65
3rd sub-pillar: Future Technologies	36	45.37	3.3.1 E-Participation	7	95.65
1.3.1 Adoption of emerging technologies	20	82.24	3.3.2 Socioeconomic gap in use of digital payments	4	99.37
1.3.2 Investment in emerging technologies	24	65.75	3.3.3 Gender gap in Internet use	35	67.92
1.3.3 Robot density	26	12.07	3.3.4 Rural gap in use of digital payments	n/a	n/a
1.3.4 Computer software spending	48	21.40	D. Impact pillar	41	59.82
B. People pillar	13	59.67	1st sub-pillar: Economy	99	23.84
1st sub-pillar: Individuals	92	44.32	4.1.1 ICT patent applications	28	13.14
2.1.1 Mobile broadband internet traffic within the country	109	2.84	4.1.2 Domestic market scale	123	30.75
2.1.2 ICT skills in the education system	9	82.48	4.1.3 Technology-Enabled Work Flexibility	n/a	n/a
2.1.3 Use of virtual social networks	35	78.20	4.1.4 ICT services exports	32	27.62
2.1.4 Adult literacy rate	n/a	n/a	2nd sub-pillar: Quality of Life	2	93.99
2.1.5 AI talent concentration	37	13.75	4.2.1 Happiness	3	95.06
2nd sub-pillar: Businesses	2	74.61	4.2.2 Freedom to make life choices	7	94.66

Network Readiness Index 2025

With support from:



Indicator	Rank	Score	
2.2.1 Firms with website	8	92.64	
2.2.2 Number of venture capital deals invested in AI	1	100.00	●
2.2.3 Annual investment in telecommunication services	106	31.18	○
2.2.4 Public cloud computing market scale	n/a	n/a	
<hr/>			
3rd sub-pillar: Governments	23	60.08	
2.3.1 Government online services	20	88.88	
2.3.2 Data Capabilities	n/a	n/a	
2.3.3 Government promotion of emerging technologies	36	49.63	
2.3.4 Gross expenditure on R&D	13	41.73	

Indicator	Rank	Score	
4.2.3 Income inequality	9	92.35	
4.2.4 Healthy life expectancy at birth	4	92.15	●
<hr/>			
3rd sub-pillar: SDG Contribution	71	61.63	
4.3.1 SDG 3: Good Health and Well-Being	1	100.00	●
4.3.2 SDG 4: Quality Education	40	45.46	
4.3.3 SDG 5: Women's economic opportunity	1	100.00	●
4.3.4 SDG 7: Affordable and Clean Energy	125	1.08	○
4.3.5 SDG 11: Sustainable Cities and Communities	1	100.00	●

NOTE: ● indicates a strength and ○ indicates a weakness.

Sources

- Escalona Reynoso, R., & Lanvin, B. (eds.) (2025). *The Network Readiness Index 2025: AI Governance in a Global Context: Policy and Regulatory Approaches*. Washington DC, USA.
- Dutta, S., & Lanvin, B. (eds.) (2024). *The Network Readiness Index 2024*. Oxford, UK; Washington DC, USA.
- Dutta, S., & Lanvin, B. (eds.) (2023). *The Network Readiness Index 2023: Trust in Network Society: A Crisis of the Digital Age*. Oxford, UK; Washington DC, USA.
- Dutta, S., & Lanvin, B. (eds.) (2022). *The Network Readiness Index 2022: Benchmarking the Future of the Network Economy*. Washington DC: Portulans Institute.
- Berry, B. (2019). *berryFunctions: Function Collection Related to Plotting and Hydrology*. R package version 1.18.2. URL: <https://CRAN.R-project.org/package=berryFunctions>
- Dutta, S., & Lanvin, B. (eds.) (2019). *The Network Readiness Index 2019: Towards a Future-Ready Society*. Washington DC: Portulans Institute.
- Dutta, S., & Lanvin, B. (eds.) (2020). *The Network Readiness Index 2020: Fostering Digital Transformation in a post-COVID Global Economy*. Washington DC: Portulans Institute.
- Dutta, S., & Lanvin, B. (eds.) (2021). *The Network Readiness Index 2021: Shaping the Global Recovery. How digital technologies can make the post-COVID world more equal*. Washington DC: Portulans Institute.
- Gohel, D. (2019). *officer: Manipulation of Microsoft Word and PowerPoint Documents*. R package version 0.3.6. URL: <https://CRAN.R-project.org/package=officer>
- Gohel, D. (2019). *flextable: Functions for Tabular Reporting*. R package version 0.5.6. URL: <https://CRAN.R-project.org/package=flextable>
- Milton Bache, S. & Wickham, H. (2014). *magrittr: A Forward-Pipe Operator for R*. R package version 1.5. URL: <https://CRAN.R-project.org/package=magrittr>
- Nakazawa, M. (2019). *fmsb: Functions for Medical Statistics Book with some Demographic Data*. R package version 0.7.0. URL: <https://CRAN.R-project.org/package=fmsb>
- R Core Team (2018). *R: A language and environment for statistical computing*. R Foundation for Statistical Computing, Vienna, Austria. URL: <https://www.R-project.org/>.
- Slowikowski, K. (2019). *ggrepel: Automatically Position Non-Overlapping Text Labels with 'ggplot2'*. R package version 0.8.1. URL: <https://CRAN.R-project.org/package=ggrepel>
- Wickham, H. (2007). Reshaping Data with the reshape Package. *Journal of Statistical Software*, 21(12), 1–20. URL: <http://www.jstatsoft.org/v21/i12/>.
- Wickham, H. (2016). *ggplot2: Elegant Graphics for Data Analysis*. Springer-Verlag. New York.
- Wickham et al. (2019). Welcome to the tidyverse. *Journal of Open Source Software*, 4(43), 1686. URL: <https://doi.org/10.21105/joss.01686>