

Network Readiness Index 2025

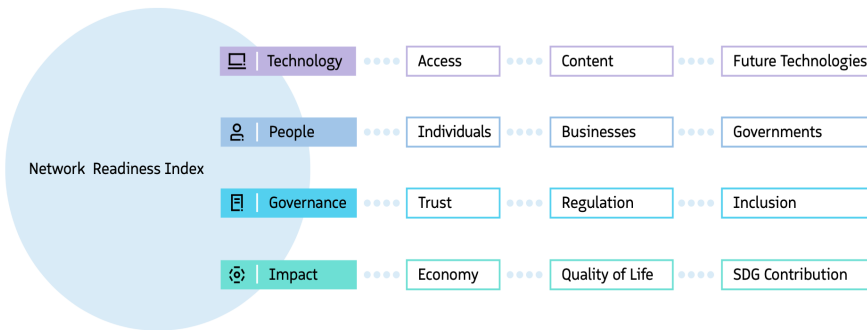
With support from:



Kuwait

The Network Readiness Index (NRI) is one of the leading global indices on the application and impact of information and communication technology (ICT) in economies around the world. In its latest version of 2025 the NRI Report maps the network-based readiness landscape of 127 economies based on their performances in four different pillars: Technology, People, Governance, and Impact. Each of these pillars is itself comprised of three sub-pillars (see Figure 1) that have been populated by a total of 53 variables.

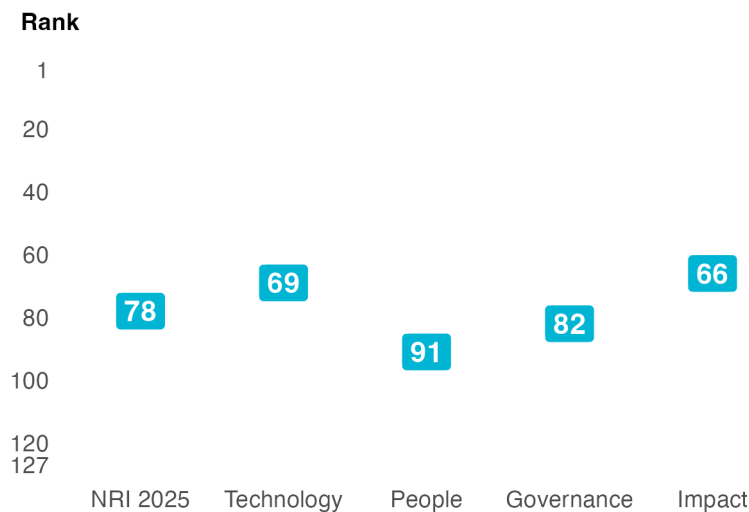
Figure 1: The NRI 2025 model



Global NRI position of Kuwait

Kuwait ranks 78 out of the 127 economies included in the NRI 2025 (Figure 2). Its main strength relates to Impact. The greatest scope for improvement, meanwhile, concerns People.

Figure 2: Kuwait global ranking, overall and by pillar



Performance at sub-pillar level

When it comes to sub-pillars, the strongest showings of Kuwait relate to Quality of Life, Individuals and Economy, among others (Table 1). More could be done, though, to improve the economy's performances in the Governments, SDG Contribution and Businesses sub-pillars.

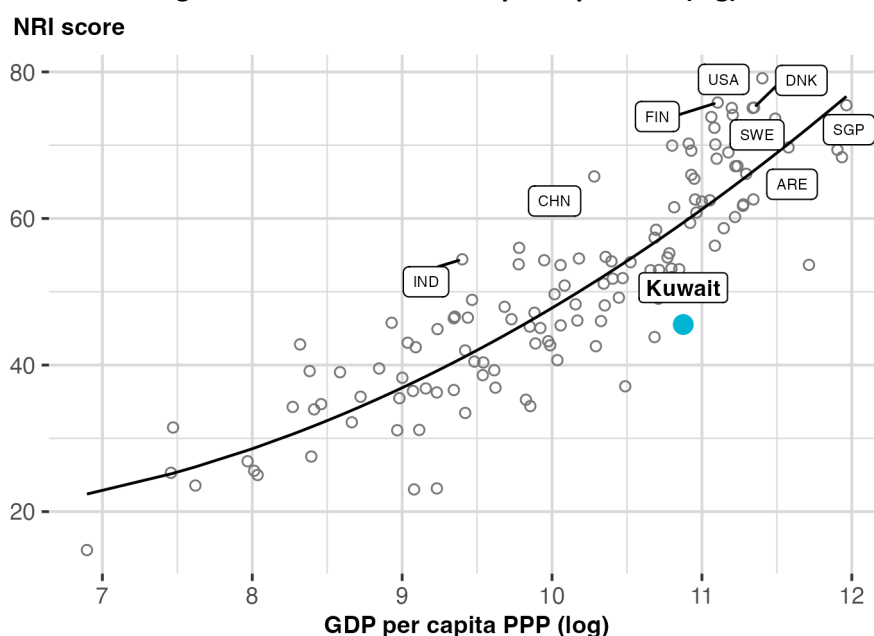
Table 1: Kuwait rankings by sub-pillar

Sub-pillar	Rank	Sub-pillar	Rank
Quality of Life	15	Inclusion	83
Individuals	31	Content	87
Economy	50	Regulation	90
Access	56	Governments	96
Future Technologies	57	SDG Contribution	121
Trust	70	Businesses	124

NRI score and income

Figure 3 shows the position of Kuwait in terms of both NRI score and GDP per capita (PPP). The trend line shows the expected NRI score given an economy's income level. As can be seen, Kuwait is well below the trend line, which suggests that it is underachieving and that one would expect it could raise its network readiness in view of its income level.

Figure 3: NRI score and GDP per capita PPP (log)



Note: USA = United States of America (rank: 1), FIN =Finland (rank: 2), SGP = Singapore (3), DNK =Denmark (4), SWE = Sweden (5), CHN =China (24), and IND = India (45).

Network Readiness Index 2025

With support from:



Performance against its income group and region

High-income countries

Kuwait is ranked 50th in the group of high-income countries (Figure 4, left panel). In terms of pillar performance, it has a score below the income group average in each of the four pillars. At the sub-pillar level, it outperforms high-income countries in two of the twelve sub-pillars: Individuals and Quality of Life.

Arab States

Kuwait is ranked 8th within Arab States (Figure 4, right panel). It has a score above the regional average in one of the four pillars: Impact. With regard to sub-pillars, it outperforms the average in Arab States in five of the twelve sub-pillars: Access, Individuals, Inclusion, Economy and Quality of Life.

Figure 4: Performance of Kuwait against its income group and region, overall and by pillar

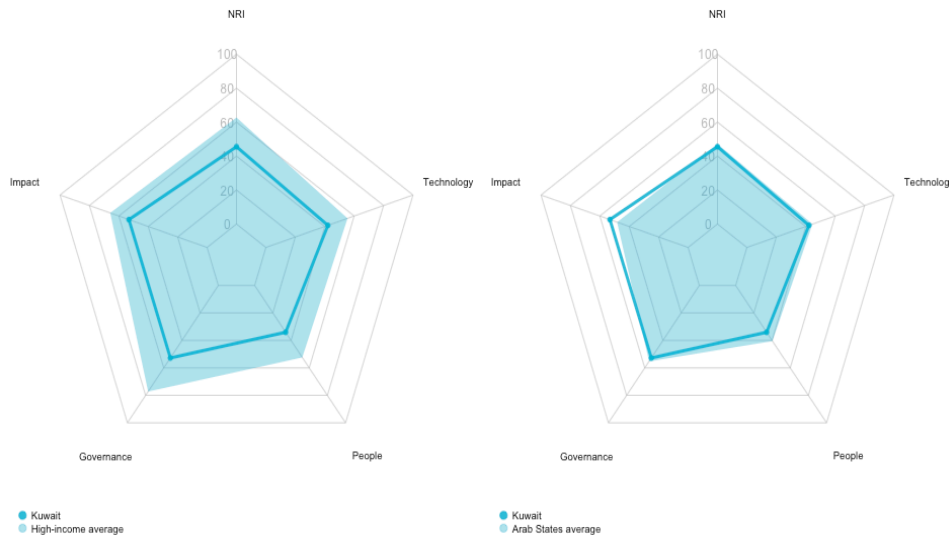


Table 2: Kuwait scores vs. averages of its income group and region, overall and by pillar

Dimension	Kuwait	High-income countries	Arab States
NRI	45.53	62.71	47.13
Technology	42.15	55.47	44.56
People	34.06	52.36	40.45
Governance	52.76	77.18	55.27
Impact	53.16	65.84	48.24

NRI 2025 At-A-Glance: Kuwait

Network Readiness Index

Rank: 78 (out of 127)

Score: 45.53

Pillar/sub-pillar	Rank	Score	Pillar/sub-pillar	Rank	Score
A. Technology pillar	69	42.15	C. Governance pillar	82	52.76
1st sub-pillar: Access	56	71.41	1st sub-pillar: Trust	70	50.21
2nd sub-pillar: Content	87	18.29	2nd sub-pillar: Regulation	90	52.08
3rd sub-pillar: Future Technologies	57	36.74	3rd sub-pillar: Inclusion	83	55.98
B. People pillar	91	34.06	D. Impact pillar	66	53.16
1st sub-pillar: Individuals	31	58.77	1st sub-pillar: Economy	50	36.60
2nd sub-pillar: Businesses	124	14.83	2nd sub-pillar: Quality of Life	15	82.00
3rd sub-pillar: Governments	96	28.59	3rd sub-pillar: SDG Contribution	121	40.86

The Network Readiness Index in detail

Indicator	Rank	Score	Indicator	Rank	Score
A. Technology pillar	69	42.15	C. Governance pillar	82	52.76
1st sub-pillar: Access	56	71.41	1st sub-pillar: Trust	70	50.21
1.1.1 Mobile tariffs	60	68.91	3.1.1 Secure Internet servers	92	47.60
1.1.2 Handset prices	41	83.11	3.1.2 Cybersecurity	104	52.82
1.1.3 FTTH/building Internet subscriptions	120	3.71	3.1.3 Online access to financial account	n/a	n/a
1.1.4 Population covered by at least a 3G mobile network	1	100.00	3.1.4 Internet shopping	n/a	n/a
1.1.5 International Internet bandwidth	56	72.75	2nd sub-pillar: Regulation	90	52.08
1.1.6 Internet access in schools	1	100.00	3.2.1 Regulatory quality	53	50.26
2nd sub-pillar: Content	87	18.29	3.2.2 ICT regulatory environment	86	55.00
1.2.1 GitHub commits	101	2.08	3.2.3 Regulation of emerging technologies	76	38.64
1.2.2 Internet domain registrations	69	3.23	3.2.4 E-commerce legislation	72	75.00
1.2.3 Mobile apps development	63	65.11	3.2.5 Privacy protection by law content	99	41.52
1.2.4 AI scientific publications	80	2.74	3rd sub-pillar: Inclusion	83	55.98
3rd sub-pillar: Future Technologies	57	36.74	3.3.1 E-Participation	107	26.09
1.3.1 Adoption of emerging technologies	98	33.55	3.3.2 Socioeconomic gap in use of digital payments	63	73.16
1.3.2 Investment in emerging technologies	56	42.50	3.3.3 Gender gap in Internet use	27	68.70
1.3.3 Robot density	n/a	n/a	3.3.4 Rural gap in use of digital payments	n/a	n/a
1.3.4 Computer software spending	23	34.18	D. Impact pillar	66	53.16
B. People pillar	91	34.06	1st sub-pillar: Economy	50	36.60
1st sub-pillar: Individuals	31	58.77	4.1.1 ICT patent applications	68	0.26
2.1.1 Mobile broadband internet traffic within the country	39	29.72	4.1.2 Domestic market scale	69	52.27
2.1.2 ICT skills in the education system	96	30.35	4.1.3 Technology-Enabled Work Flexibility	55	45.19
2.1.3 Use of virtual social networks	24	81.16	4.1.4 ICT services exports	14	48.69
2.1.4 Adult literacy rate	39	93.85	2nd sub-pillar: Quality of Life	15	82.00
2.1.5 AI talent concentration	n/a	n/a	4.2.1 Happiness	27	75.27
2nd sub-pillar: Businesses	124	14.83	4.2.2 Freedom to make life choices	15	89.84

Network Readiness Index 2025

With support from:



Indicator	Rank	Score	
2.2.1 Firms with website	n/a	n/a	
2.2.2 Number of venture capital deals invested in AI	73	3.60	
2.2.3 Annual investment in telecommunication services	82	36.97	
2.2.4 Public cloud computing market scale	68	3.93	
<hr/>			
3rd sub-pillar: Governments	96	28.59	
2.3.1 Government online services	85	56.27	
2.3.2 Data Capabilities	n/a	n/a	
2.3.3 Government promotion of emerging technologies	82	28.04	
2.3.4 Gross expenditure on R&D	98	1.45	o

Indicator	Rank	Score	
4.2.3 Income inequality	n/a	n/a	
4.2.4 Healthy life expectancy at birth	30	79.79	•
<hr/>			
3rd sub-pillar: SDG Contribution	121	40.86	
4.3.1 SDG 3: Good Health and Well-Being	46	95.56	
4.3.2 SDG 4: Quality Education	n/a	n/a	
4.3.3 SDG 5: Women's economic opportunity	125	10.00	o
4.3.4 SDG 7: Affordable and Clean Energy	118	28.74	o
4.3.5 SDG 11: Sustainable Cities and Communities	50	72.13	

NOTE: • indicates a strength and o indicates a weakness.

Sources

- Escalona Reynoso, R., & Lanvin, B. (eds.) (2025). *The Network Readiness Index 2025: AI Governance in a Global Context: Policy and Regulatory Approaches*. Washington DC, USA.
- Dutta, S., & Lanvin, B. (eds.) (2024). *The Network Readiness Index 2024*. Oxford, UK; Washington DC, USA.
- Dutta, S., & Lanvin, B. (eds.) (2023). *The Network Readiness Index 2023: Trust in Network Society: A Crisis of the Digital Age*. Oxford, UK; Washington DC, USA.
- Dutta, S., & Lanvin, B. (eds.) (2022). *The Network Readiness Index 2022: Benchmarking the Future of the Network Economy*. Washington DC: Portulans Institute.
- Berry, B. (2019). *berryFunctions: Function Collection Related to Plotting and Hydrology*. R package version 1.18.2. URL: <https://CRAN.R-project.org/package=berryFunctions>
- Dutta, S., & Lanvin, B. (eds.) (2019). *The Network Readiness Index 2019: Towards a Future-Ready Society*. Washington DC: Portulans Institute.
- Dutta, S., & Lanvin, B. (eds.) (2020). *The Network Readiness Index 2020: Fostering Digital Transformation in a post-COVID Global Economy*. Washington DC: Portulans Institute.
- Dutta, S., & Lanvin, B. (eds.) (2021). *The Network Readiness Index 2021: Shaping the Global Recovery. How digital technologies can make the post-COVID world more equal*. Washington DC: Portulans Institute.
- Gohel, D. (2019). *officer: Manipulation of Microsoft Word and PowerPoint Documents*. R package version 0.3.6. URL: <https://CRAN.R-project.org/package=officer>
- Gohel, D. (2019). *flextable: Functions for Tabular Reporting*. R package version 0.5.6. URL: <https://CRAN.R-project.org/package=flextable>
- Milton Bache, S. & Wickham, H. (2014). *magrittr: A Forward-Pipe Operator for R*. R package version 1.5. URL: <https://CRAN.R-project.org/package=magrittr>
- Nakazawa, M. (2019). *fmsb: Functions for Medical Statistics Book with some Demographic Data*. R package version 0.7.0. URL: <https://CRAN.R-project.org/package=fmsb>
- R Core Team (2018). *R: A language and environment for statistical computing*. R Foundation for Statistical Computing, Vienna, Austria. URL: <https://www.R-project.org/>.
- Slowikowski, K. (2019). *ggrepel: Automatically Position Non-Overlapping Text Labels with 'ggplot2'*. R package version 0.8.1. URL: <https://CRAN.R-project.org/package=ggrepel>
- Wickham, H. (2007). Reshaping Data with the reshape Package. *Journal of Statistical Software*, 21(12), 1–20. URL: <http://www.jstatsoft.org/v21/i12/>.
- Wickham, H. (2016). *ggplot2: Elegant Graphics for Data Analysis*. Springer-Verlag. New York.
- Wickham et al. (2019). Welcome to the tidyverse. *Journal of Open Source Software*, 4(43), 1686. URL: <https://doi.org/10.21105/joss.01686>