

# Network Readiness Index 2025

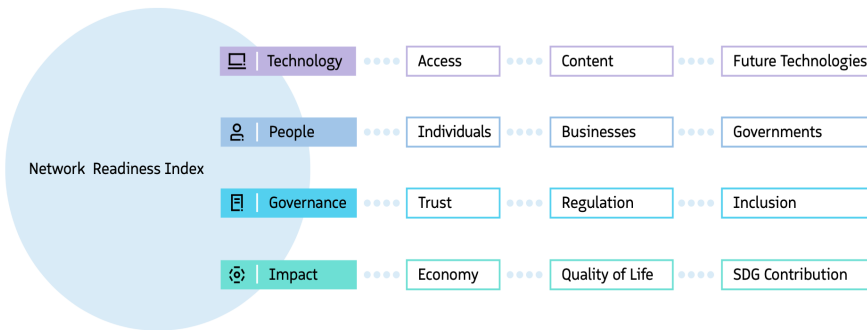
With support from:



## Lesotho

The Network Readiness Index (NRI) is one of the leading global indices on the application and impact of information and communication technology (ICT) in economies around the world. In its latest version of 2025 the NRI Report maps the network-based readiness landscape of 127 economies based on their performances in four different pillars: Technology, People, Governance, and Impact. Each of these pillars is itself comprised of three sub-pillars (see Figure 1) that have been populated by a total of 53 variables.

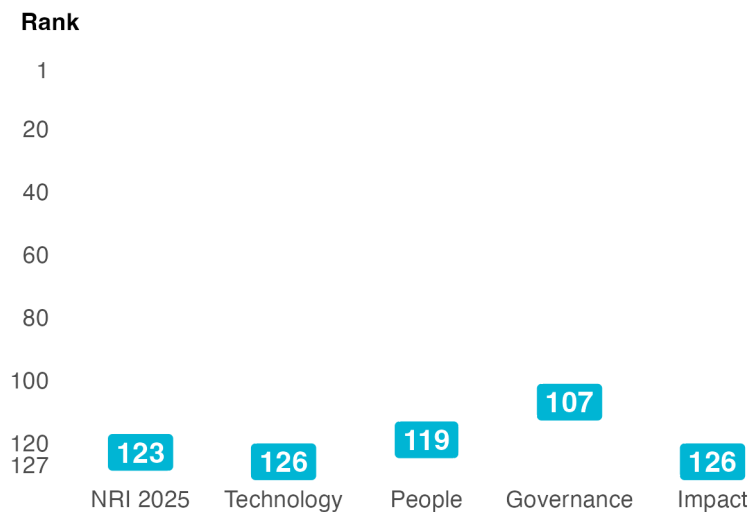
Figure 1: The NRI 2025 model



### Global NRI position of Lesotho

Lesotho ranks 123 out of the 127 economies included in the NRI 2025 (Figure 2). Its main strength relates to Governance. The greatest scope for improvement, meanwhile, concerns Technology and Impact.

Figure 2: Lesotho global ranking, overall and by pillar



### Performance at sub-pillar level

When it comes to sub-pillars, the strongest showings of Lesotho relate to Inclusion, Businesses and Individuals, among others (Table 1). More could be done, though, to improve the economy's performances in the SDG Contribution, Content and Economy sub-pillars.

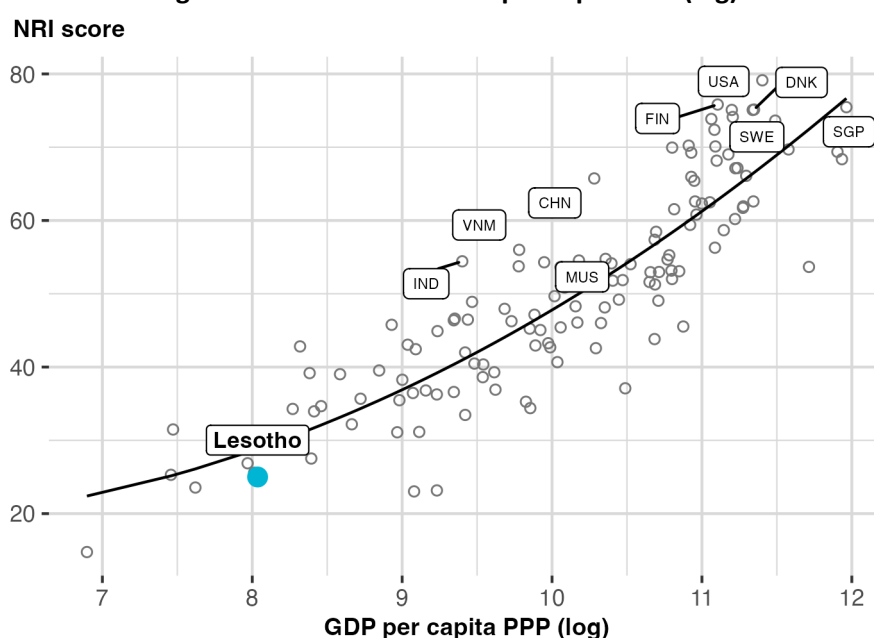
**Table 1: Lesotho rankings by sub-pillar**

Sub-pillar	Rank	Sub-pillar	Rank
Inclusion	54	Regulation	122
Businesses	101	Quality of Life	123
Individuals	112	Access	124
Future Technologies	118	SDG Contribution	124
Governments	122	Content	126
Trust	122	Economy	127

### NRI score and income

Figure 3 shows the position of Lesotho in terms of both NRI score and GDP per capita (PPP). The trend line shows the expected NRI score given an economy's income level. As can be seen, Lesotho is well below the trend line, which suggests that it is underachieving and that one would expect it could raise its network readiness in view of its income level.

**Figure 3: NRI score and GDP per capita PPP (log)**



Note: USA = United States of America (rank: 1), FIN =Finland (rank: 2), SGP = Singapore (3), DNK =Denmark (4), SWE = Sweden (5), CHN =China (24), and IND = India (45).

# Network Readiness Index 2025

With support from:



## Performance against its income group and region

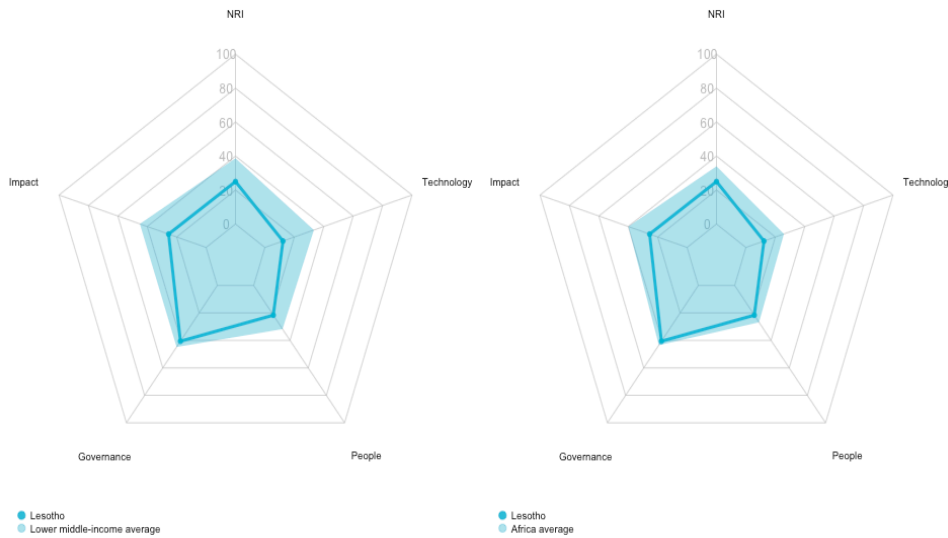
### Lower-middle-income countries

Lesotho is ranked 30th in the group of lower-middle-income countries (Figure 4, left panel). In terms of pillar performance, it has a score below the income group average in each of the four pillars. At the sub-pillar level, it outperforms lower-middle-income countries in one of the twelve sub-pillars: Inclusion.

### Africa

Lesotho is ranked 23rd within Africa (Figure 4, right panel). It lags behind its region in each of the four pillars. With regard to sub-pillars, it outperforms the average in Africa in two of the twelve sub-pillars: Individuals and Inclusion.

**Figure 4: Performance of Lesotho against its income group and region, overall and by pillar**



**Table 2: Lesotho scores vs. averages of its income group and region, overall and by pillar**

Dimension	Lesotho	Lower-middle-income countries	Africa
NRI	25.00	38.70	34.00
Technology	12.28	33.29	25.85
People	21.64	31.73	26.78
Governance	40.59	44.79	43.45
Impact	25.48	45.00	39.92

# NRI 2025 At-A-Glance: Lesotho

Network Readiness Index

Rank: 123 (out of 127)

Score: 25.00

Pillar/sub-pillar	Rank	Score	Pillar/sub-pillar	Rank	Score
A. Technology pillar	126	12.28	C. Governance pillar	107	40.59
1st sub-pillar: Access	124	22.05	1st sub-pillar: Trust	122	19.35
2nd sub-pillar: Content	126	0.47	2nd sub-pillar: Regulation	122	34.27
3rd sub-pillar: Future Technologies	118	14.32	3rd sub-pillar: Inclusion	54	68.16
B. People pillar	119	21.64	D. Impact pillar	126	25.48
1st sub-pillar: Individuals	112	30.56	1st sub-pillar: Economy	127	9.92
2nd sub-pillar: Businesses	101	21.57	2nd sub-pillar: Quality of Life	123	27.11
3rd sub-pillar: Governments	122	12.79	3rd sub-pillar: SDG Contribution	124	39.42

## The Network Readiness Index in detail

Indicator	Rank	Score	Indicator	Rank	Score
A. Technology pillar	126	12.28	C. Governance pillar	107	40.59
1st sub-pillar: Access	124	22.05	1st sub-pillar: Trust	122	19.35
1.1.1 Mobile tariffs	119	23.84	3.1.1 Secure Internet servers	109	34.92
1.1.2 Handset prices	127	0.00	3.1.2 Cybersecurity	122	16.60
1.1.3 FTTH/building Internet subscriptions	113	8.52	3.1.3 Online access to financial account	47	20.02
1.1.4 Population covered by at least a 3G mobile network	96	77.89	3.1.4 Internet shopping	108	5.86
1.1.5 International Internet bandwidth	127	0.00	2nd sub-pillar: Regulation	122	34.27
1.1.6 Internet access in schools	n/a	n/a	3.2.1 Regulatory quality	102	27.46
2nd sub-pillar: Content	126	0.47	3.2.2 ICT regulatory environment	103	44.69
1.2.1 GitHub commits	108	1.07	3.2.3 Regulation of emerging technologies	108	9.49
1.2.2 Internet domain registrations	110	0.35	3.2.4 E-commerce legislation	124	25.00
1.2.3 Mobile apps development	n/a	n/a	3.2.5 Privacy protection by law content	57	64.72
1.2.4 AI scientific publications	124	0.00	3rd sub-pillar: Inclusion	54	68.16
3rd sub-pillar: Future Technologies	118	14.32	3.3.1 E-Participation	121	15.94
1.3.1 Adoption of emerging technologies	104	1.05	3.3.2 Socioeconomic gap in use of digital payments	54	77.34
1.3.2 Investment in emerging technologies	75	35.75	3.3.3 Gender gap in Internet use	1	100.00
1.3.3 Robot density	n/a	n/a	3.3.4 Rural gap in use of digital payments	15	79.35
1.3.4 Computer software spending	93	6.17	D. Impact pillar	126	25.48
B. People pillar	119	21.64	1st sub-pillar: Economy	127	9.92
1st sub-pillar: Individuals	112	30.56	4.1.1 ICT patent applications	n/a	n/a
2.1.1 Mobile broadband internet traffic within the country	121	0.36	4.1.2 Domestic market scale	126	7.60
2.1.2 ICT skills in the education system	110	14.91	4.1.3 Technology-Enabled Work Flexibility	92	22.17
2.1.3 Use of virtual social networks	104	21.67	4.1.4 ICT services exports	127	0.00
2.1.4 Adult literacy rate	59	85.31	2nd sub-pillar: Quality of Life	123	27.11
2.1.5 AI talent concentration	n/a	n/a	4.2.1 Happiness	122	11.10
2nd sub-pillar: Businesses	101	21.57	4.2.2 Freedom to make life choices	110	47.14

# Network Readiness Index 2025

With support from:



Indicator	Rank	Score	
2.2.1 Firms with website	72	44.90	●
2.2.2 Number of venture capital deals invested in AI	n/a	n/a	
2.2.3 Annual investment in telecommunication services	115	19.80	
2.2.4 Public cloud computing market scale	121	0.00	○
<hr/>			
3rd sub-pillar: Governments	122	12.79	
2.3.1 Government online services	125	14.15	○
2.3.2 Data Capabilities	n/a	n/a	
2.3.3 Government promotion of emerging technologies	91	23.49	
2.3.4 Gross expenditure on R&D	103	0.72	

Indicator	Rank	Score	
4.2.3 Income inequality	98	46.17	
4.2.4 Healthy life expectancy at birth	126	0.00	○
<hr/>			
3rd sub-pillar: SDG Contribution	124	39.42	
4.3.1 SDG 3: Good Health and Well-Being	104	40.00	
4.3.2 SDG 4: Quality Education	n/a	n/a	
4.3.3 SDG 5: Women's economic opportunity	81	71.82	●
4.3.4 SDG 7: Affordable and Clean Energy	122	18.51	
4.3.5 SDG 11: Sustainable Cities and Communities	122	15.87	

NOTE: ● indicates a strength and ○ indicates a weakness.

## Sources

- Escalona Reynoso, R., & Lanvin, B. (eds.) (2025). *The Network Readiness Index 2025: AI Governance in a Global Context: Policy and Regulatory Approaches*. Washington DC, USA.
- Dutta, S., & Lanvin, B. (eds.) (2024). *The Network Readiness Index 2024*. Oxford, UK; Washington DC, USA.
- Dutta, S., & Lanvin, B. (eds.) (2023). *The Network Readiness Index 2023: Trust in Network Society: A Crisis of the Digital Age*. Oxford, UK; Washington DC, USA.
- Dutta, S., & Lanvin, B. (eds.) (2022). *The Network Readiness Index 2022: Benchmarking the Future of the Network Economy*. Washington DC: Portulans Institute.
- Berry, B. (2019). *berryFunctions: Function Collection Related to Plotting and Hydrology*. R package version 1.18.2. URL: <https://CRAN.R-project.org/package=berryFunctions>
- Dutta, S., & Lanvin, B. (eds.) (2019). *The Network Readiness Index 2019: Towards a Future-Ready Society*. Washington DC: Portulans Institute.
- Dutta, S., & Lanvin, B. (eds.) (2020). *The Network Readiness Index 2020: Fostering Digital Transformation in a post-COVID Global Economy*. Washington DC: Portulans Institute.
- Dutta, S., & Lanvin, B. (eds.) (2021). *The Network Readiness Index 2021: Shaping the Global Recovery. How digital technologies can make the post-COVID world more equal*. Washington DC: Portulans Institute.
- Gohel, D. (2019). *officer: Manipulation of Microsoft Word and PowerPoint Documents*. R package version 0.3.6. URL: <https://CRAN.R-project.org/package=officer>
- Gohel, D. (2019). *flextable: Functions for Tabular Reporting*. R package version 0.5.6. URL: <https://CRAN.R-project.org/package=flextable>
- Milton Bache, S. & Wickham, H. (2014). *magrittr: A Forward-Pipe Operator for R*. R package version 1.5. URL: <https://CRAN.R-project.org/package=magrittr>
- Nakazawa, M. (2019). *fmsb: Functions for Medical Statistics Book with some Demographic Data*. R package version 0.7.0. URL: <https://CRAN.R-project.org/package=fmsb>
- R Core Team (2018). *R: A language and environment for statistical computing*. R Foundation for Statistical Computing, Vienna, Austria. URL: <https://www.R-project.org/>.
- Slowikowski, K. (2019). *ggrepel: Automatically Position Non-Overlapping Text Labels with 'ggplot2'*. R package version 0.8.1. URL: <https://CRAN.R-project.org/package=ggrepel>
- Wickham, H. (2007). Reshaping Data with the reshape Package. *Journal of Statistical Software*, 21(12), 1–20. URL: <http://www.jstatsoft.org/v21/i12/>.
- Wickham, H. (2016). *ggplot2: Elegant Graphics for Data Analysis*. Springer-Verlag. New York.
- Wickham et al. (2019). Welcome to the tidyverse. *Journal of Open Source Software*, 4(43), 1686. URL: <https://doi.org/10.21105/joss.01686>